



Quick Reference Chart

MacroBin® Family






	Model Number	Partial List Of Applications	Outside Dimensions (L X W X H)	Inside Dimensions (L X W X H)	Volume Capacity (cu. in.)	Load Capacity (lbs.)	Tare Weight (lbs.)	Maximum Stack Weight ¹ (lbs.)	Fork Entry	Options
	12-FV	Cherries, Blueberries, Cranberries	45" x 48" x 16½"	42¼" x 45¼" x 12"	21,500	500	SF-56 LF-57	b. 7,000	4 way	-
	14-FV	Cherries, Blueberries, Cranberries	47¾" x 47" x 16½"	45¼" x 44¾" x 12"	22,700	500	58.5	b. 7,000	2 way	-
	16-FV	Tomatoes, Tangerines, Citrus	47⅞" x 47⅞" x 21½"	43¾" x 43¾" x 15⅝"	27,700	1,200	78.5	a. 8,500 b. 10,000 c. 11,500	2 way	MacroLid®, Rotator, Wide or Narrow Vented Base
	24-FV	Peaches, Citrus	47⅞" x 47⅞" x 28⅞"	44" x 44" x 22¼"	40,700	1,200	89.5	a. 8,500 b. 10,000 c. 11,500	2 way	MacroLid, Rotator, Wide or Narrow Vented Base
	26-a-FV	Peaches, Pears, Apples, Citrus, Onions, Sweet Potatoes	47¾" x 47¾" x 28½"	44½" x 44¾" x 24"	49,603 (+/- 4%)	1,300	87.5	a. 12,000 b. 13,000 c. 15,000	2 way	MacroLid, Narrow Vents
	26-b-FV									
	26-c-FV									
	28-FV	Apples	49" x 49" x 30⅝"	46" x 46" x 25⅝"	55,400	1,300	93.5	a. 8,500 b. 11,000 c. 15,000	4 way	-
	32-FV	Peppers, Avocados, Vegetables, Apples	44¾" x 48¼" x 29⅞"	41⅝" x 45⅝" x 24¾"	47,000	1,300	SF-85.5 LF-86.5 CFS-90 CFL-91.5	a. 8,500 b. 9,500 c. 12,000	4 way	MacroLid
	33-FV	Apples	45¾" x 48⅞" x 30½"	42⅞" x 46" x 25¾"	52,000	1,100	SF-89.5 LF-90	a. 7,500 b. 10,000 c. 11,000	4 way	-
	34-FV	Apples, Onions, Sweet Potatoes, Carrots, Potatoes	44¾" x 48¼" x 34⅝"	41⅝" x 45¼" x 29⅞"	56,100	1,300	SF-95 LF-96 CFS-100 CFL-101	a. 8,500 b. 9,500 c. 12,000	4 way	MacroLid
	48-FV	Nuts, Garlic, Prunes, Potatoes	48⅞" x 48⅞" x 52½"	44⅞" x 44⅞" x 46½"	94,000	3,000	180 (+/- 5%)	b. 15,925	2 way	Ivory and Blue, MacroLid










IsoBin™ Family

Model Number	Partial List Of Applications	Outside Dimensions (L X W X H)	Inside Dimensions (L X W)	Product Clearance	Collapsed Height	Container Capacity (lbs.)	Weight (lbs.)	Internal Volume (cu. in.)	Access Door Openings (in)				Fork Openings (in)			
									Height	Long Side	Short Side	Width	Long Side	Short Side	Long Side	Short Side
	Automotive / Industrial	45" x 47" x 30"	41¼" x 43¼"	23⅜"	13"	2,000	99	43,207	13¼"	n/a	31⅜/10	n/a	3⅞/20	3⅞/20	34½"	27¼"
	Automotive / Industrial	45" x 47" x 33⅜/10"	41¼" x 43¼"	26⅜/5"	13"	2,000	105	48,700	13¼"	n/a	31⅜/10	n/a	3⅞/20	3⅞/20	34½"	27¼"

ShuttleBin™ Family

Model Number	Partial List Of Applications	Outside Dimensions (L X W X H)	Inside Dimensions (L X W X H)	Volume Capacity (cu. in.)	Load Capacity (lbs.)	Tare Weight (lbs.)	Maximum Stack Weight ¹ (lbs.)	Fork Entry	Options
	Watermelons, Cantaloupes, Agriculture, Industrial	40" x 48" x 33"	36¾" x 44¾" x 26⅞"	47,000	1,500	108, no door 109, 1 door 110, 2 doors	a. 8,896 ²	4 way	Tan only, MacroLid

Model Number	Partial List Of Applications	Outside Dimensions (L X W X H)	Volume Capacity	Load Capacity	Tare Weight (lbs.)	Stacking (Static)	Stacking (Dynamic)	Nested Height
COLLAPSIBLE								
	Alpal™ 40	Dry Goods European Standard Footprint	39 ³ / ₈ " x 47 ¹ / ₄ " x 43 ¹ / ₄ "	37.3 cubic feet	2,205 lbs.	92 (dry)	6 high/ 13,230 lbs.	2 high/ 4,410 lbs. 6.7" per unit plus 1.97" for the top unit Empty return ratio 6:1
	Alpal 45	Dry Goods, Liquids Cubes 20' Standard and Reefer Seatainers	44 ³ / ₄ " x 44 ³ / ₄ " x 43 ¹ / ₄ "	277 gallons	2,205 lbs.	94 (dry)/ 125 (liquid)	8 high/ 17,640 lbs.	2 high/ 4,410 lbs. 6.7" per unit plus 1.97" for the top unit Empty return ratio 6:1
	Alpal 47	Dry Goods Cubes 40' Standard Seatainers and 53' Trailers	47" x 45" x 43 ¹ / ₄ "	46.6 cubic feet	3,307 lbs.	98 (dry)	5 high/ 16,537 lbs.	2 high/ 6,615 lbs. 6.7" per unit plus 1.97" for the top unit Empty return ratio 6:1
	Alpal 48	Dry Goods, Liquids Cubes 53' Trailers	48 ¹ / ₄ " x 44 ³ / ₄ " x 43 ¹ / ₄ "	308 gallons	3,307 lbs.	105 (dry)/ 145 (liquid)	5 high/ 16,537 lbs.	2 high/ 6,615 lbs. 6.7" per unit plus 1.97" for the top unit Empty return ratio 6:1
	Alpal 52	Dry Goods Cubes 53' Trailers and 50' Railcars	48 ³ / ₄ " x 52 ¹ / ₂ " x 42" (50" max)	55 cubic feet	2,450 lbs.	125 (dry)	5 high/ 12,250 lbs.	3 high/ 7,350 lbs. 7.2" per unit plus 1.97" for the top unit Empty return ratio 6:1

Model Number	Partial List Of Applications	Outside Dimensions (L X W X H)	Inside Dimensions (L X W X H)	Volume Capacity (cu. in.)	Load Capacity (lbs.)	Tare Weight (lbs.)	Maximum Stack Weight ¹ (lbs.)	Fork Entry	Options
SOLID WALL									
	16-S	Wine, Stone Fruit	47 ¹ / ₈ " x 47 ¹ / ₈ " x 21 ¹ / ₂ "	43 ³ / ₄ " x 43 ³ / ₄ " x 15 ³ / ₈ "	27,700	1,200	81	a. 8,500 b. 10,000 c. 11,500	2 way MacroLid®, Rotator
	24-S	HACCP Compliance, In Plant, Wine	47 ¹ / ₈ " x 47 ¹ / ₈ " x 28 ¹ / ₈ "	44" x 44" x 22 ¹ / ₄ "	40,700	1,200	92.5	a. 8,500 b. 10,000 c. 11,500	2 way Ivory and Blue, Rotator, MacroLid, Vented Base
	26-a-S	Tart Cherries, Cherry Brining	47 ³ / ₄ " x 47 ³ / ₄ " x 28 ¹ / ₂ "	44 ¹ / ₂ " x 44 ³ / ₈ " x 24"	49,603 (+/- 4%)	1,300	92	a. 12,000 b. 13,000 c. 15,000	2 way MacroLid
	28-S	Wine, Industrial	49 ¹ / ₄ " x 49 ¹ / ₄ " x 30 ⁵ / ₈ "	46" x 46" x 25 ⁵ / ₈ "	55,400	1,300	96.5	a. 8,500 b. 11,000 c. 15,000	4 way -
	32-S	Seafood, Meat	44 ³ / ₄ " x 48 ¹ / ₄ " x 29 ⁷ / ₈ "	41 ⁵ / ₈ " x 45 ¹ / ₈ " x 24 ³ / ₈ "	47,000	1,300	SF-89 LF-90 CFS-94 CFL-95	a. 8,500 b. 9,500 c. 12,000	4 way MacroLid
	33-S	Seafood, Meat, Wine, Vegetables, Brining, Pickling	45 ³ / ₄ " x 48 ¹ / ₈ " x 30 ¹ / ₂ "	42 ⁷ / ₈ " x 46" x 25 ³ / ₄ "	52,000	1,300	SF-92.5 LF-93	a. 7,500 b. 10,000 c. 11,000	4 way MacroLid
	34-S	Wine, Vegetables, Brining, Pickling	44 ³ / ₄ " x 48 ¹ / ₄ " x 34 ⁵ / ₈ "	41 ⁵ / ₈ " x 45 ¹ / ₄ " x 29 ³ / ₈ "	56,100	1,300	SF-99 LF-100 CFS-104 CFL-105	a. 8,500 b. 9,500 c. 12,000	4 way MacroLid
	44-S	Wine, Seafood, Industrial	39" x 46 ³ / ₄ " x 42 ¹ / ₂ "	36" x 43 ³ / ₄ " x 36 ³ / ₈ "	55,600	2,000	124 (+/- 5%)	a. 6,500	4 way MacroLid
	48-S	Nuts, Wine, Seeds	48 ¹ / ₈ " x 48 ¹ / ₈ " x 52 ¹ / ₂ "	44 ⁷ / ₈ " x 44 ⁷ / ₈ " x 46 ¹ / ₂ "	94,000	3,000	184.5 (+/- 5%)	b. 15,925	2 way Ivory and Blue, MacroLid

Legend

FV = Fully Vented SF = Short Foot CFL = Center Foot Long
S = Solid LF = Long Foot CFS = Center Foot Short

Notes for MacroBin and ProBin Solid Wall Products:

- All bins are made of FDA-regulated plastic material.
- All bins are ivory unless noted otherwise. Other bin colors are available at an additional cost.
- All bins are available with foil embossing at an additional cost.
- Dimensions assume tolerance of 1/4". Volume capacities assume tolerance of 5% and tare weights assume tolerance of 4% unless noted otherwise.
- Please refer to the appropriate User Guide for information on the safe transportation, stacking and handling of Macro Plastics products. The User Guides in PDF format are available online at www.macroplastics.com or call us at 1-800-845-6555.

Load Capacity and Maximum Stack Weight

a. Long term, ambient temperature
b. Short term, ambient temperature (1 month or less)
c. Long term, cold storage (0° F to 35° F). Please contact Macro Plastics if storage temperature is below 0° F.

¹ Stack Weight = (weight of bin contents + tare weight of bin) X number of bins in stack

² Based on one drop door. No drop door = 11,120 lbs. and two drop doors = 6,000 lbs. (long term, ambient temp.)



MACROPLASTICS™

Inventing Fresh Ideas.

800.845.6555 | info@macroplastics.com

www.macroplastics.com